



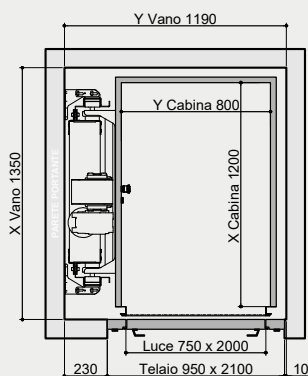
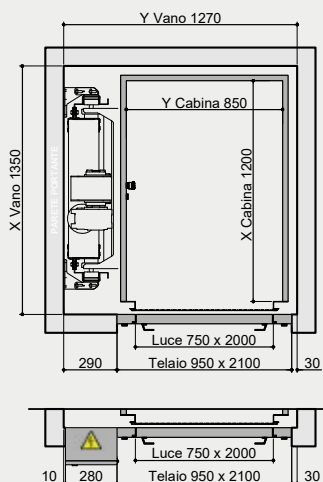
**800 X 1200** portata 250 Kg

Accessi

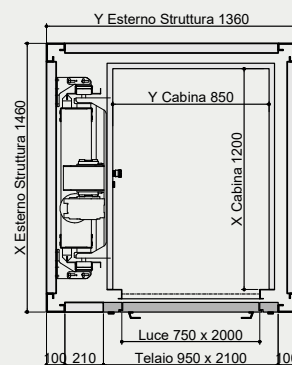
Vano in muratura

Vano in struttura<sup>1</sup>

1L

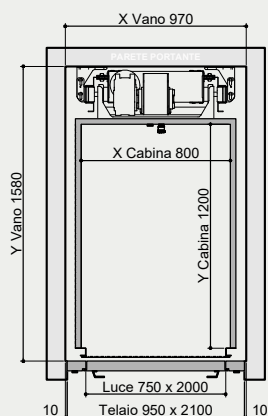


Armadio a muro

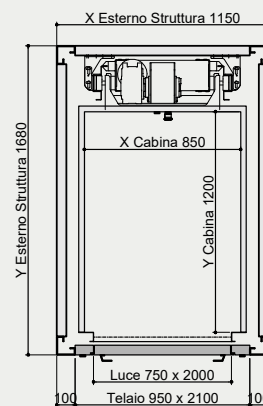


Armadio a muro

1F

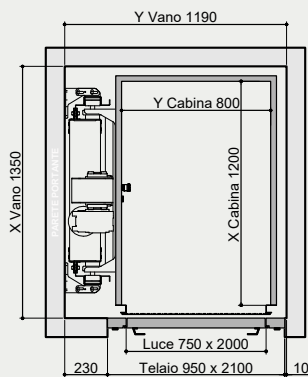
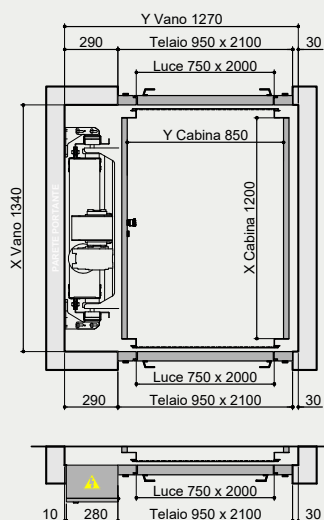


Armadio a muro

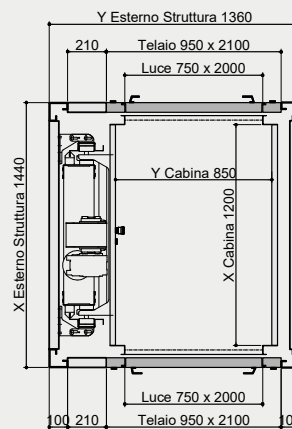


Armadio a muro

20



Armadio a muro



Armadio a muro

<sup>1</sup> Gli ingombri potrebbero subire variazioni in funzione delle condizioni di ancoraggio e delle caratteristiche della fornitura (passerelle, parapetti, ecc.). Nel caso siano previste diagonali, considerare un ingombro di 20/30 mm in più sul lato dove saranno installate.



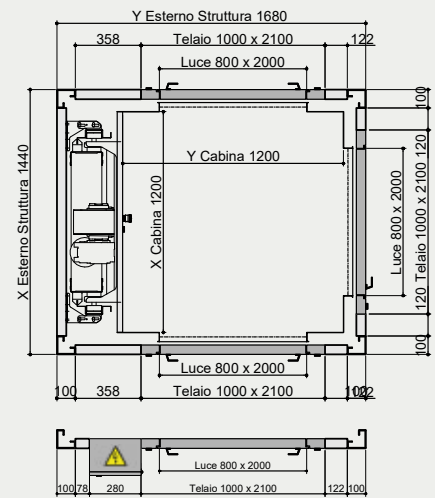
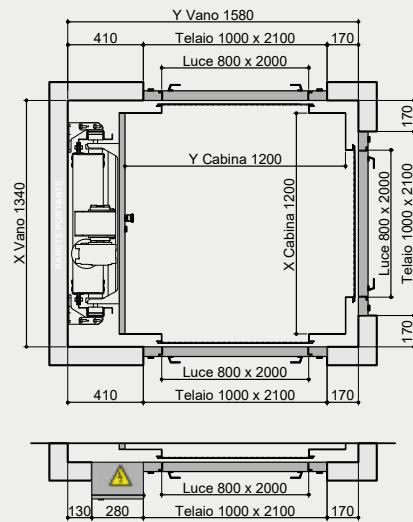
1200 X 1200 portata 400 Kg

Accessi

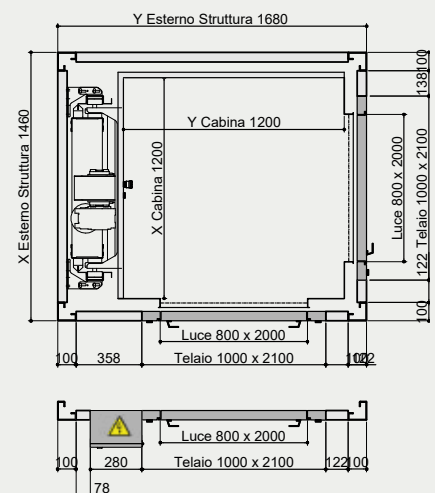
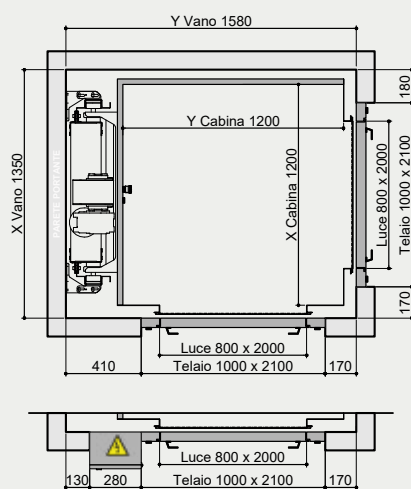
Vano in muratura

Vano in struttura<sup>1</sup>

3



2A



<sup>1</sup> Gli ingombri potrebbero subire variazioni in funzione delle condizioni di ancoraggio e delle caratteristiche della fornitura (passerelle, parapetti, ecc.). Nel caso siano previste diagonali, considerare un ingombro di 20/30 mm in più sul lato dove saranno installate.



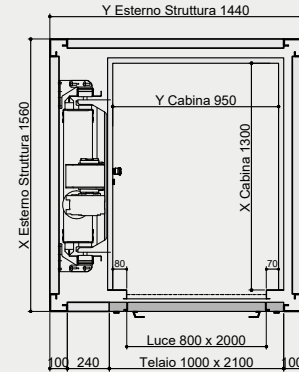
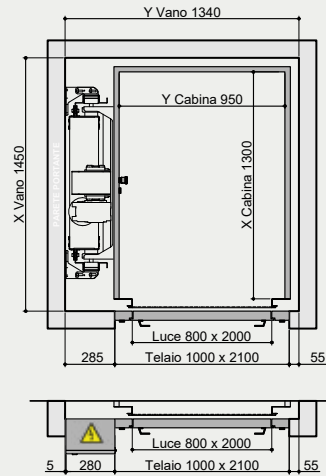
**950 X 1300** portata 350 Kg

Accessi

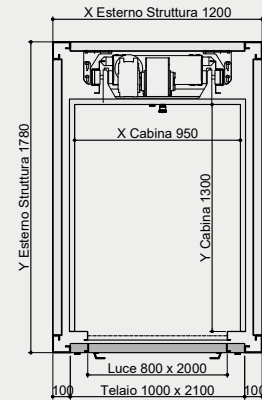
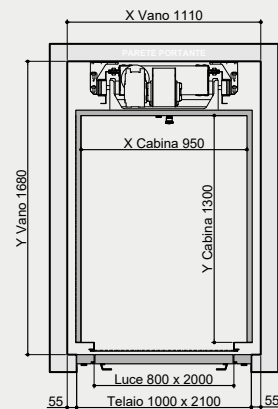
Vano in muratura

Vano in struttura<sup>1</sup>

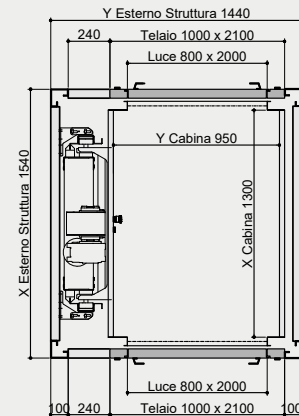
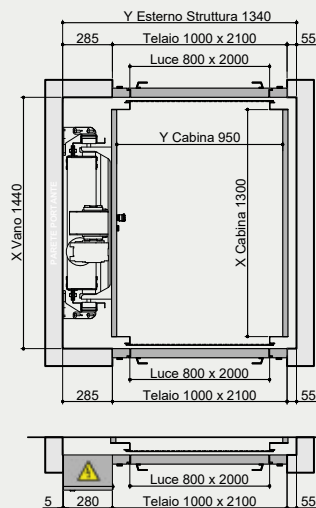
1L



1F



20



<sup>1</sup> Gli ingombri potrebbero subire variazioni in funzione delle condizioni di ancoraggio e delle caratteristiche della fornitura (passerelle, parapetti, ecc.). Nel caso siano previste diagonali, considerare un ingombro di 20/30 mm in più sul lato dove saranno installate.



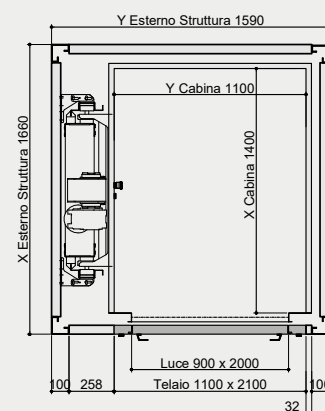
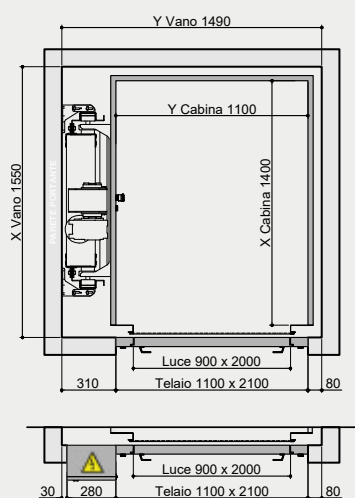
1000x1400 portata 400 Kg

Accessi

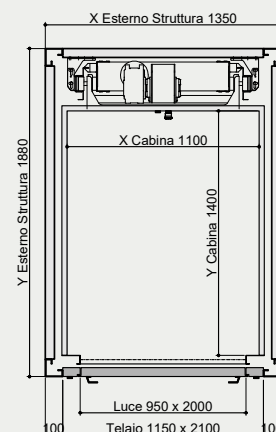
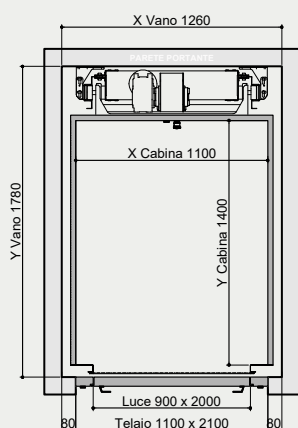
Vano in muratura

Vano in struttura<sup>1</sup>

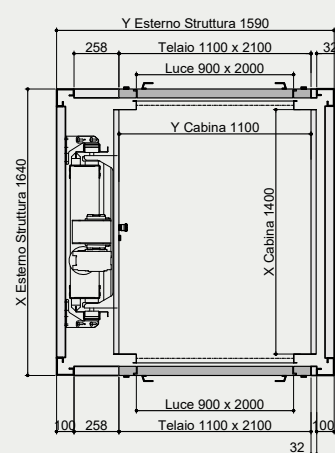
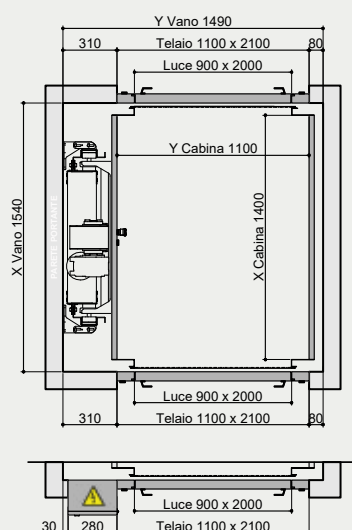
1L



1F



20



<sup>1</sup> Gli ingombri potrebbero subire variazioni in funzione delle condizioni di ancoraggio e delle caratteristiche della fornitura (passerelle, parapetti, ecc.). Nel caso siano previste diagonali, considerare un ingombro di 20/30 mm in più sul lato dove saranno installate.



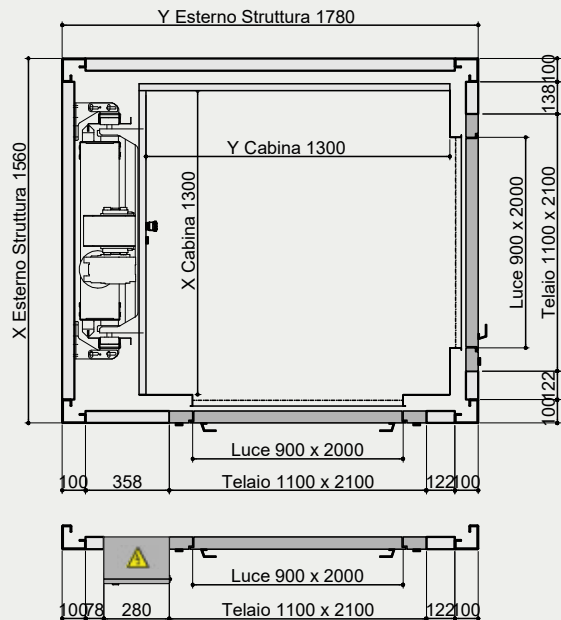
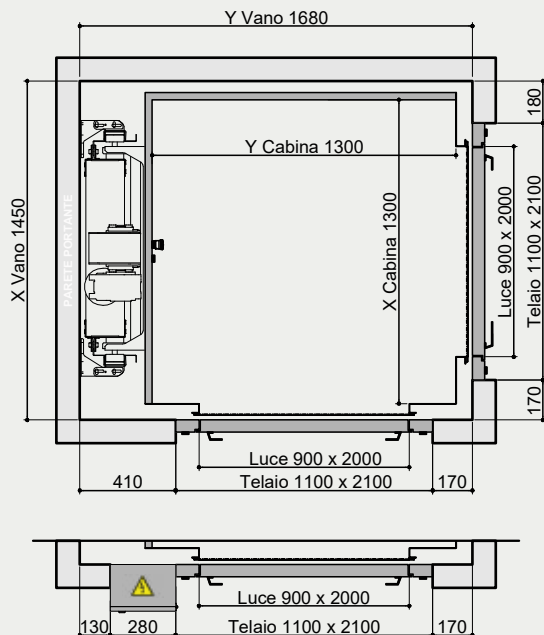
**1300x1300** portata 450 Kg

Accessi

Vano in muratura

Vano in struttura<sup>1</sup>

1L



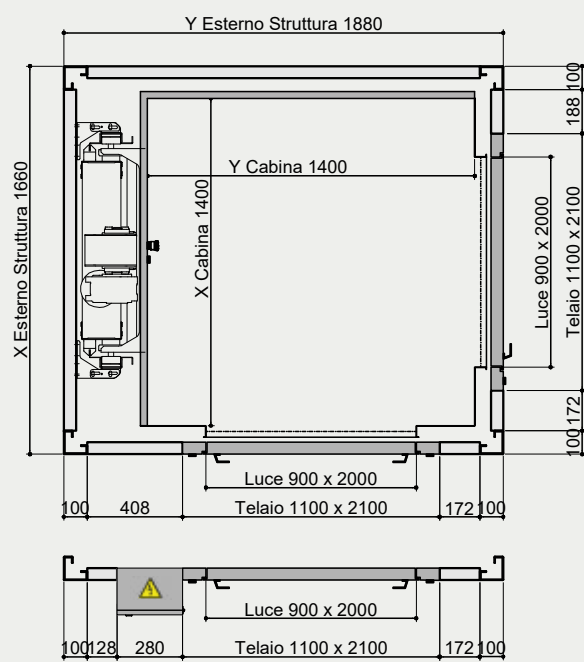
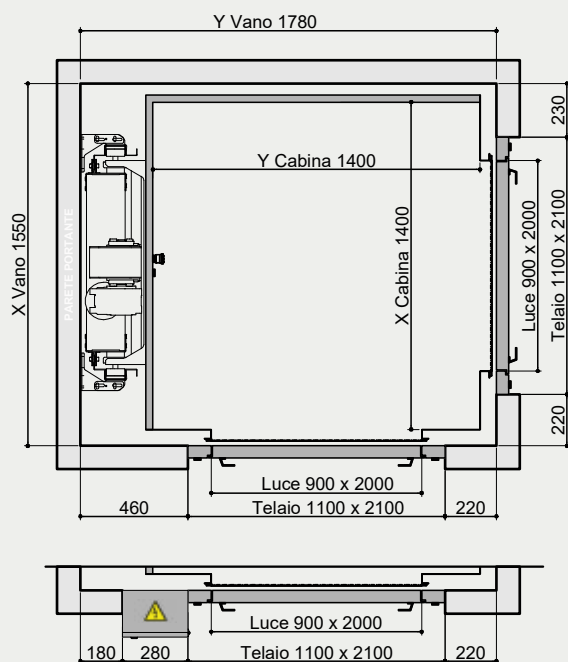
**1400x1400** portata 500 Kg

Accessi

Vano in muratura

Vano in struttura<sup>1</sup>

2A



<sup>1</sup> Gli ingombri potrebbero subire variazioni in funzione delle condizioni di ancoraggio e delle caratteristiche della fornitura (passerelle, parapetti, ecc...). Nel caso siano previste diagonali, considerare un ingombro di 20/30 mm in più sul lato dove saranno installate.



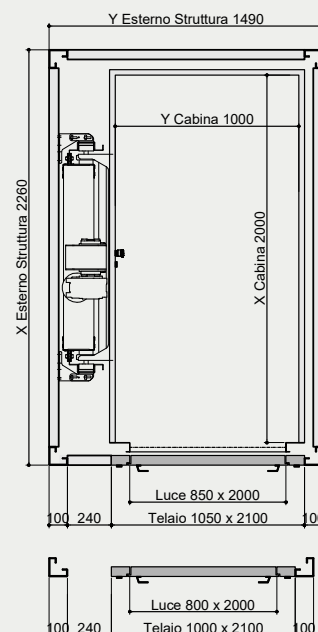
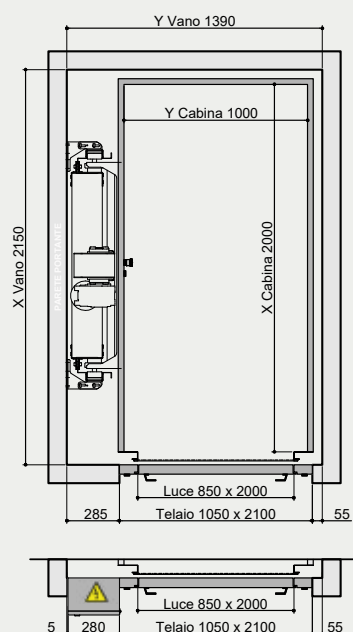
**1000 X 2000** portata 500 Kg

Accessi

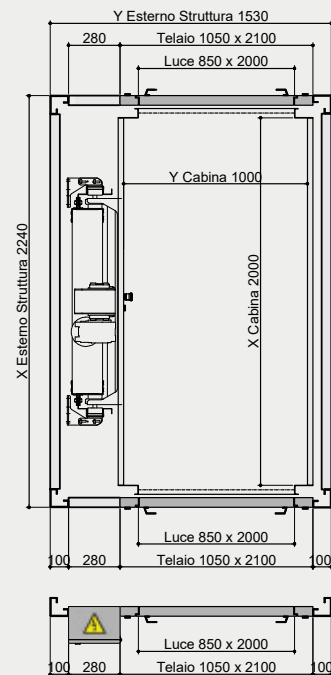
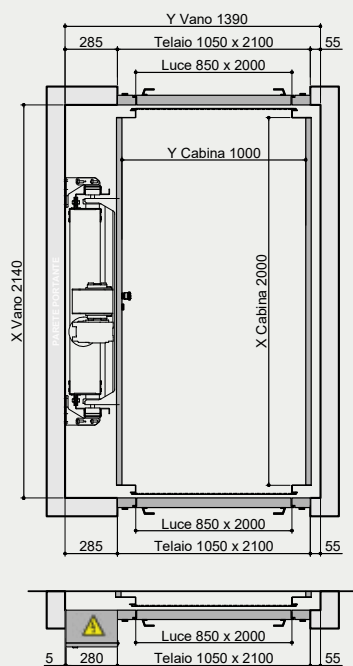
Vano in muratura

Vano in struttura<sup>1</sup>

1L



20



<sup>1</sup> Gli ingombri potrebbero subire variazioni in funzione delle condizioni di ancoraggio e delle caratteristiche della fornitura (passerelle, parapetti, ecc.). Nel caso siano previste diagonali, considerare un ingombro di 20/30 mm in più sul lato dove saranno installate.



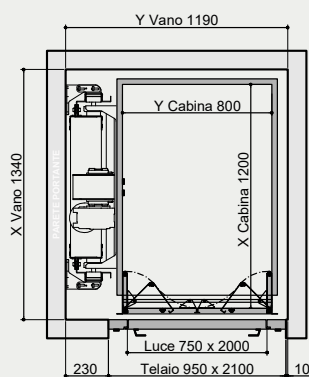
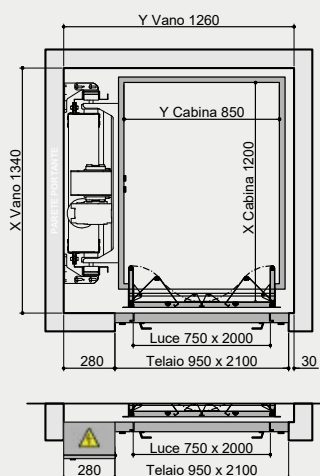
800x1200 portata 250 Kg

Accessi

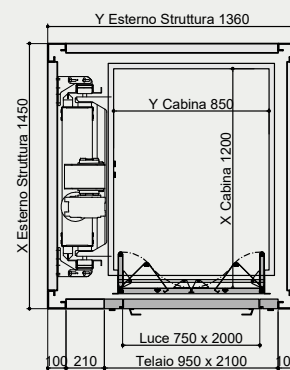
Vano in muratura

Vano in struttura<sup>1</sup>

1L

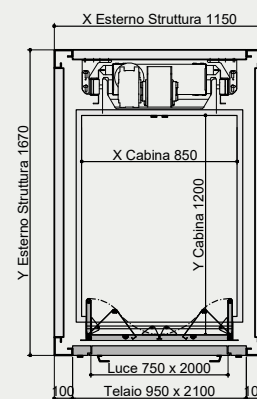
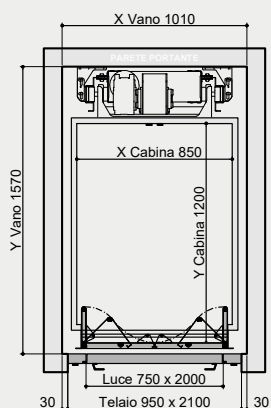


Armadio a muro



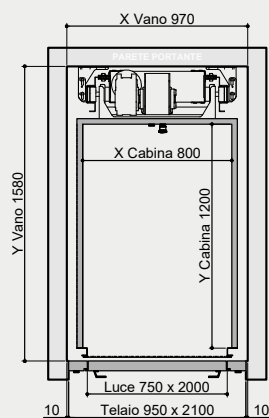
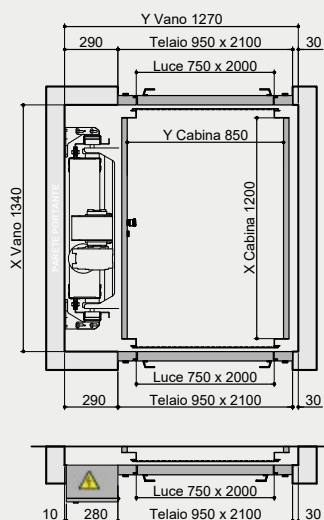
Armadio a muro

1F

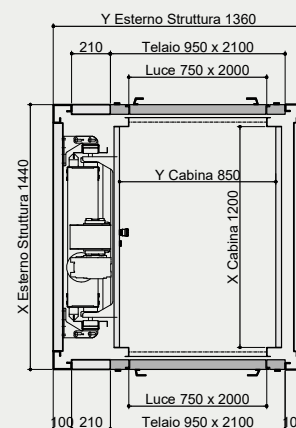


Armadio a muro

20



Armadio a muro



Armadio a muro

<sup>1</sup> Gli ingombri potrebbero subire variazioni in funzione delle condizioni di ancoraggio e delle caratteristiche della fornitura (passerelle, parapetti, ecc.). Nel caso siano previste diagonali, considerare un ingombro di 20/30 mm in più sul lato dove saranno installate.



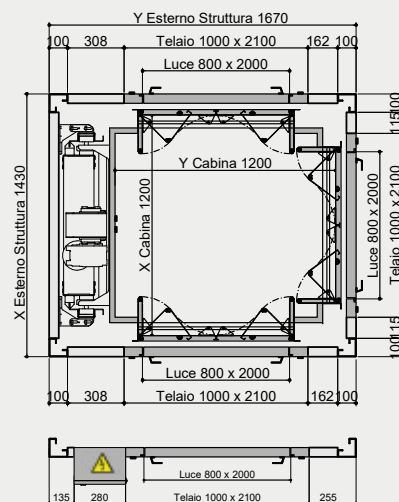
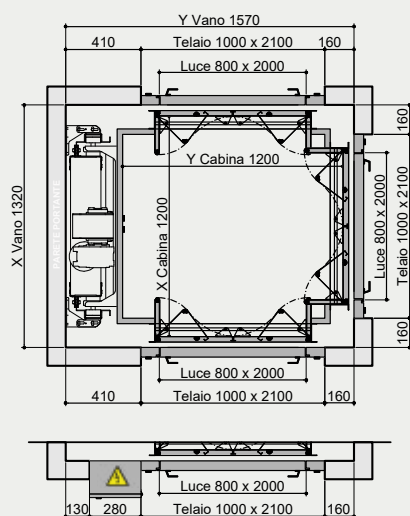
1200x1200 portata 250 Kg

Accessi

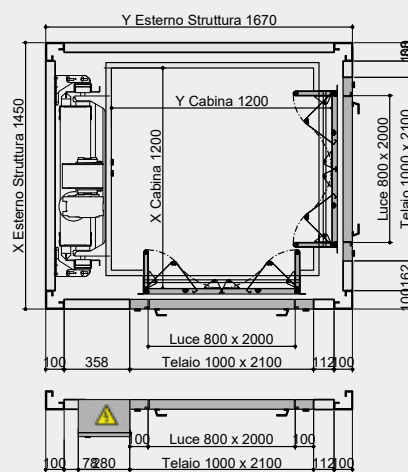
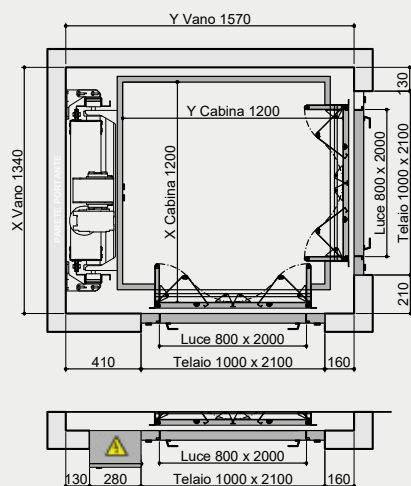
Vano in muratura

Vano in struttura<sup>1</sup>

3



2A



<sup>1</sup> Gli ingombri potrebbero subire variazioni in funzione delle condizioni di ancoraggio e delle caratteristiche della fornitura (passerelle, parapetti, ecc.). Nel caso siano previste diagonali, considerare un ingombro di 20/30 mm in più sul lato dove saranno installate.





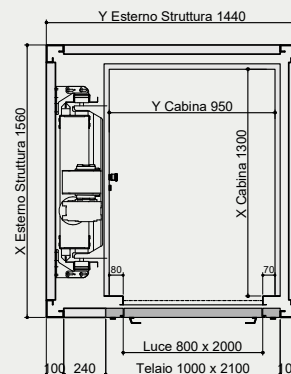
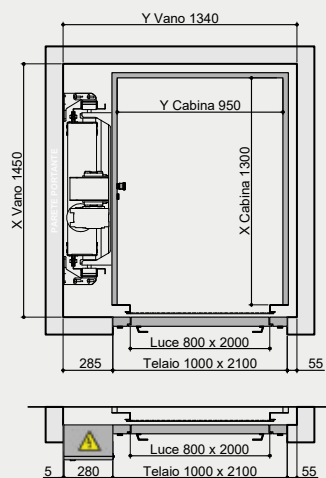
**950 X 1300** portata 350 Kg

Accessi

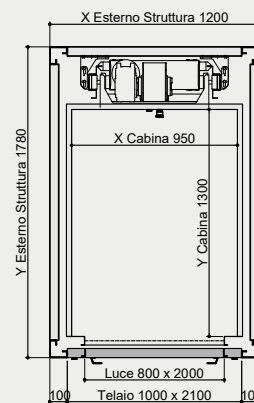
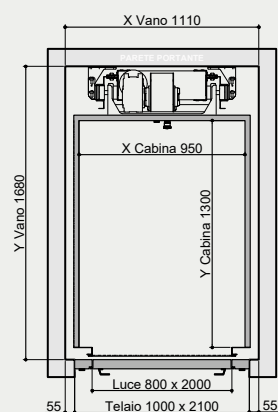
Vano in muratura

Vano in struttura<sup>1</sup>

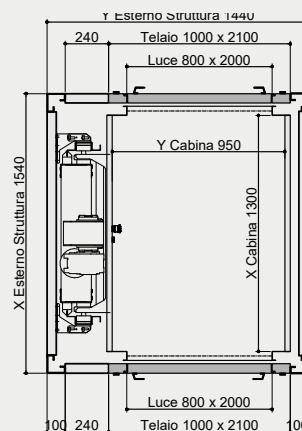
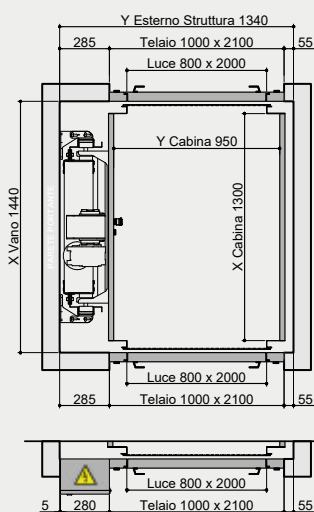
1L



1F



20



<sup>1</sup> Gli ingombri potrebbero subire variazioni in funzione delle condizioni di ancoraggio e delle caratteristiche della fornitura (passerelle, parapetti, ecc.). Nel caso siano previste diagonali, considerare un ingombro di 20/30 mm in più sul lato dove saranno installate.



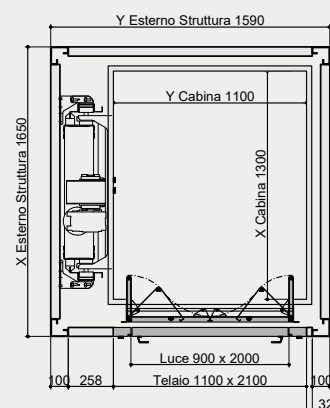
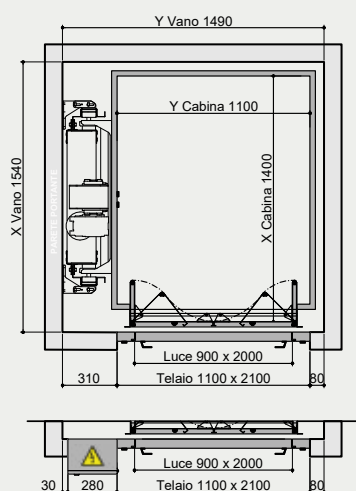
**1100x1400** portata 400 Kg

Accessi

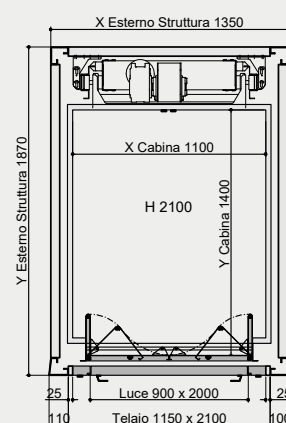
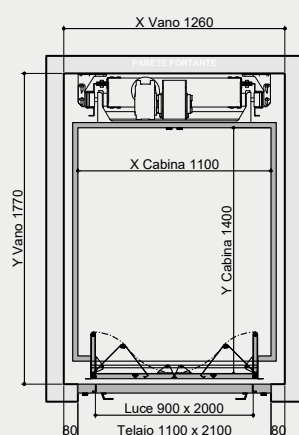
Vano in muratura

Vano in struttura<sup>1</sup>

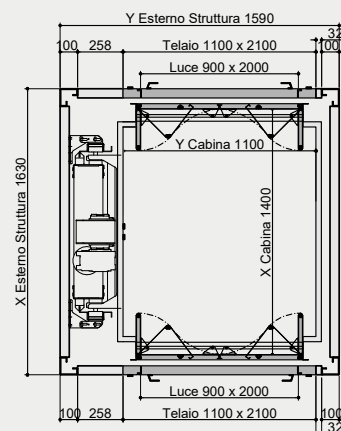
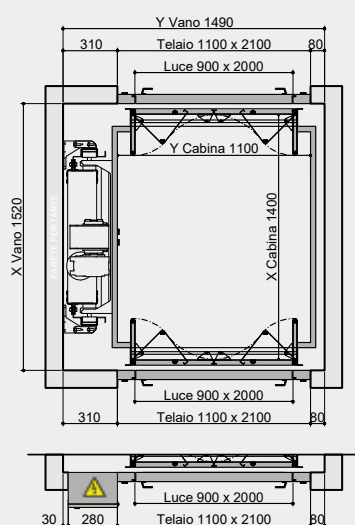
1L



1F



20



<sup>1</sup> Gli ingombri potrebbero subire variazioni in funzione delle condizioni di ancoraggio e delle caratteristiche della fornitura (passerelle, parapetti, ecc.). Nel caso siano previste diagonali, considerare un ingombro di 20/30 mm in più sul lato dove saranno installate.



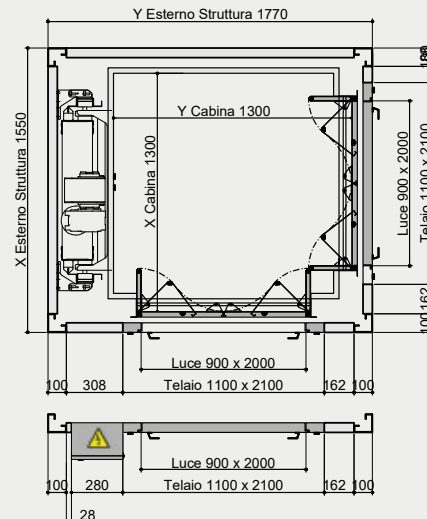
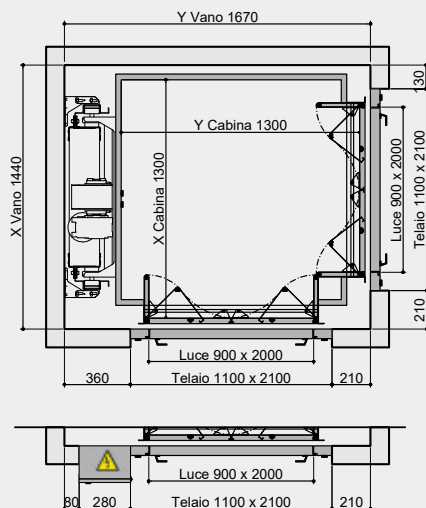
**1300x1300** portata 450 Kg

Accessi

Vano in muratura

Vano in struttura<sup>1</sup>

2A



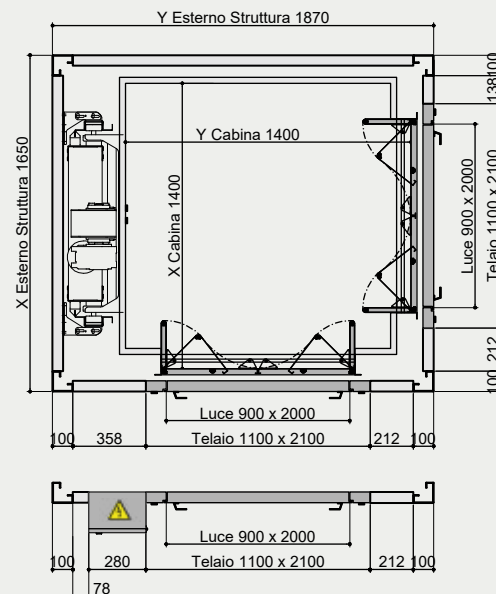
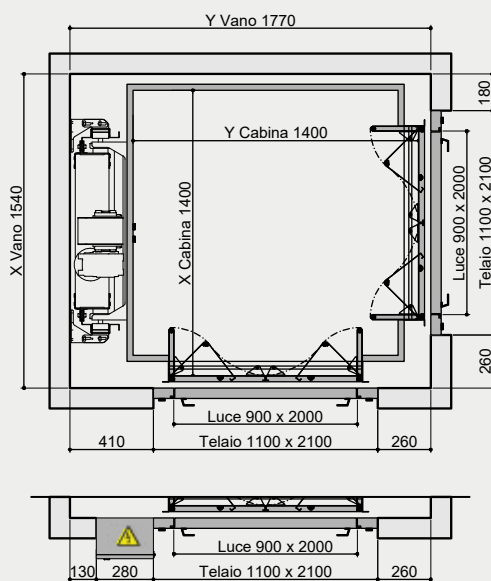
**1400x1400** portata 500 Kg

Accessi

Vano in muratura

Vano in struttura<sup>1</sup>

2A



<sup>1</sup> Gli ingombri potrebbero subire variazioni in funzione delle condizioni di ancoraggio e delle caratteristiche della fornitura (passerelle, parapetti, ecc.). Nel caso siano previste diagonali, considerare un ingombro di 20/30 mm in più sul lato dove saranno installate.



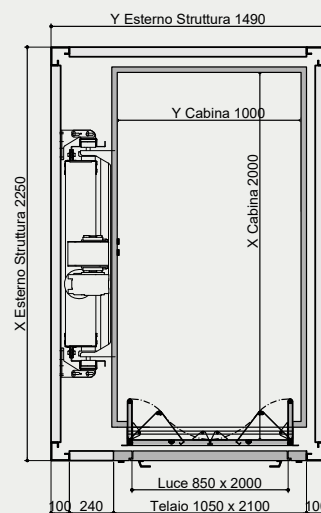
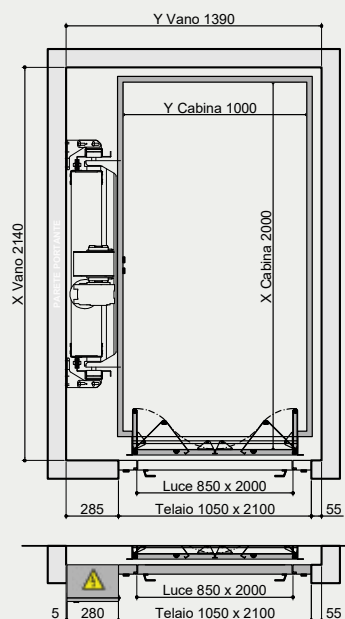
1000x2000 portata 500 Kg

Accessi

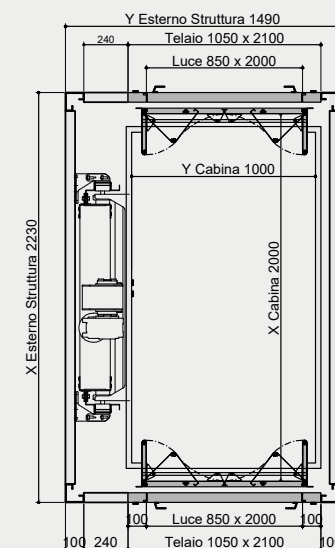
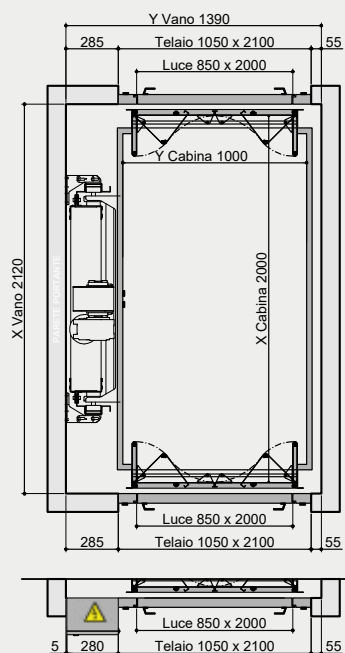
Vano in muratura

Vano in struttura<sup>1</sup>

1L



20



<sup>1</sup> Gli ingombri potrebbero subire variazioni in funzione delle condizioni di ancoraggio e delle caratteristiche della fornitura (passerelle, parapetti, ecc.). Nel caso siano previste diagonali, considerare un ingombro di 20/30 mm in più sul lato dove saranno installate.



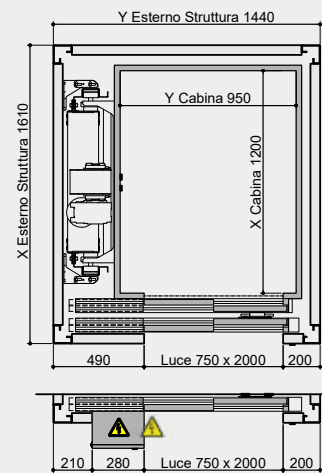
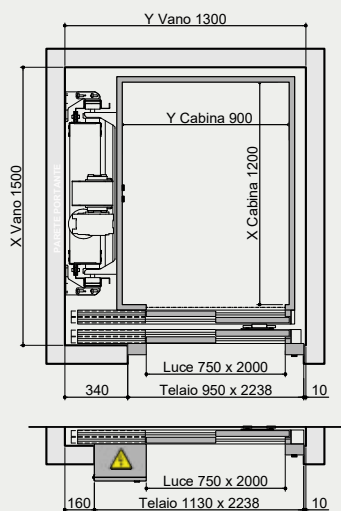
**800x1200** portata 250 Kg

Accessi

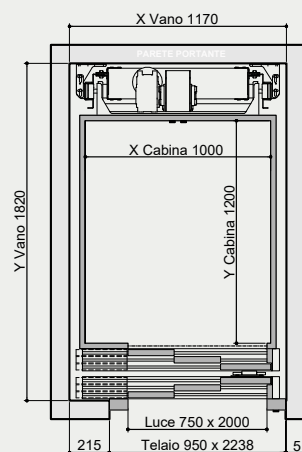
Vano in muratura

Vano in struttura<sup>1</sup>

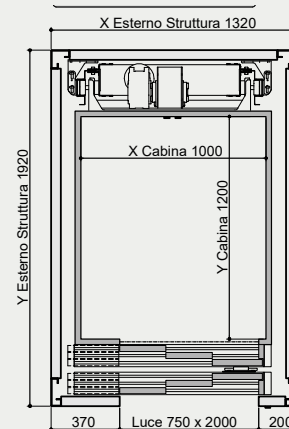
1L



1F

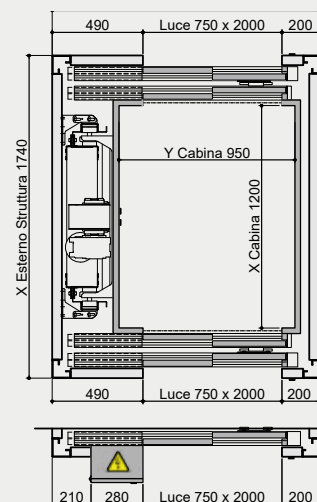
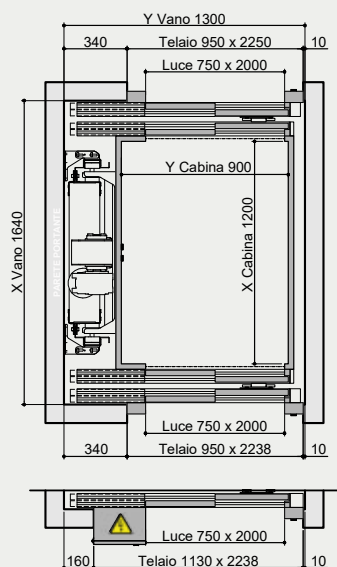


Armadio a muro



Armadio a muro

20



<sup>1</sup> Gli ingombri potrebbero subire variazioni in funzione delle condizioni di ancoraggio e delle caratteristiche della fornitura (passerelle, parapetti, ecc.). Nel caso siano previste diagonali, considerare un ingombro di 20/30 mm in più sul lato dove saranno installate.



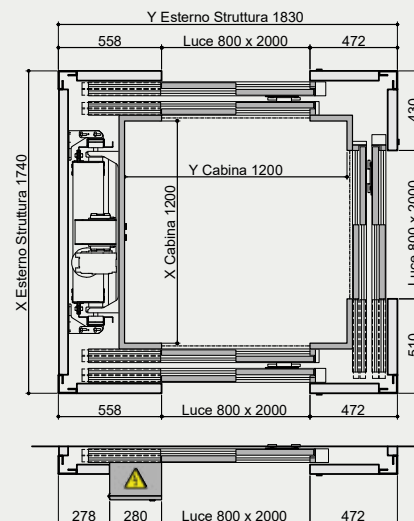
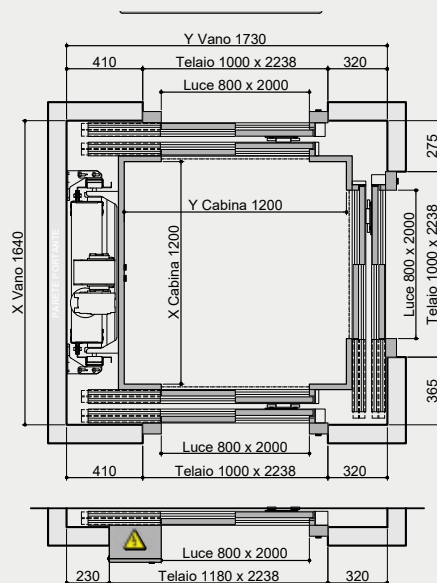
1200x1200 portata 400 Kg

Accessi

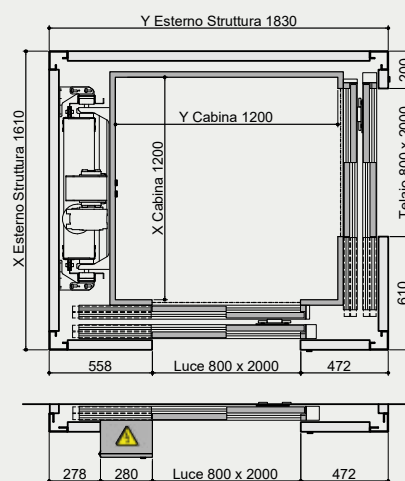
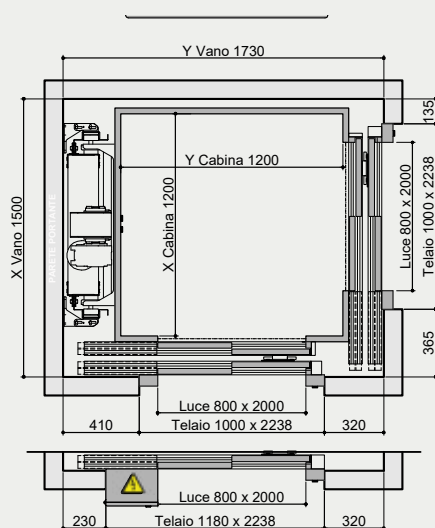
Vano in muratura

Vano in struttura<sup>1</sup>

3



2A



<sup>1</sup> Gli ingombri potrebbero subire variazioni in funzione delle condizioni di ancoraggio e delle caratteristiche della fornitura (passerelle, parapetti, ecc.). Nel caso siano previste diagonali, considerare un ingombro di 20/30 mm in più sul lato dove saranno installate.



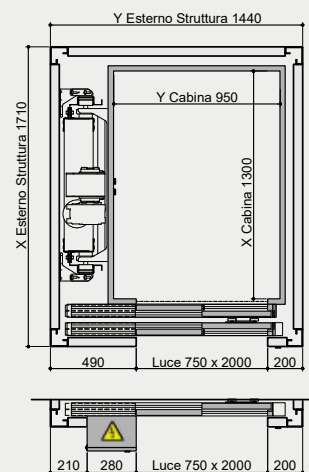
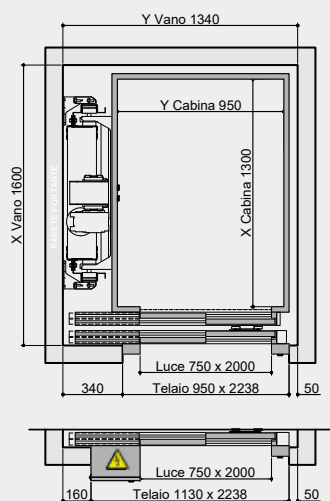
**950 X 1300** portata 350 Kg

Accessi

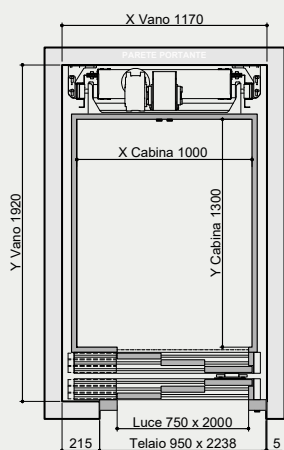
Vano in muratura

Vano in struttura<sup>1</sup>

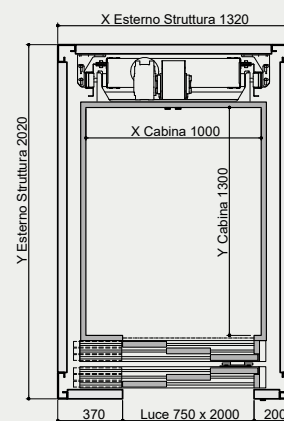
1L



1F

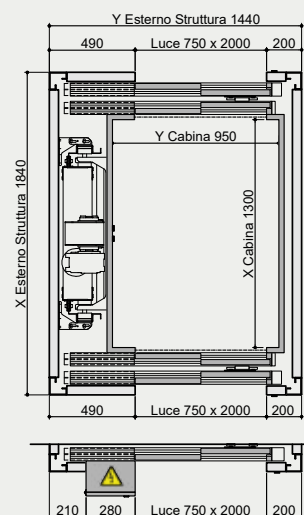
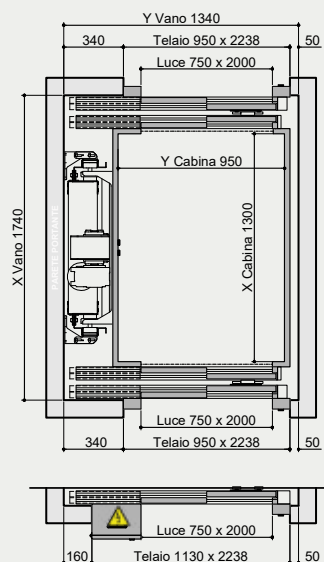


Armadio a muro



Armadio a muro

20



<sup>1</sup> Gli ingombri potrebbero subire variazioni in funzione delle condizioni di ancoraggio e delle caratteristiche della fornitura (passerelle, parapetti, ecc.). Nel caso siano previste diagonali, considerare un ingombro di 20/30 mm in più sul lato dove saranno installate.



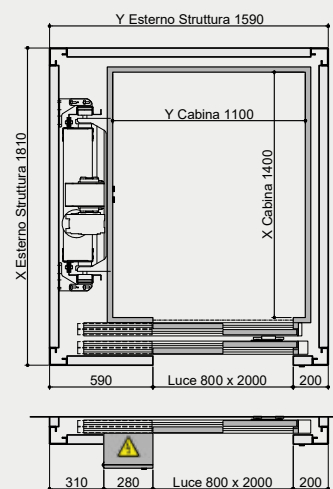
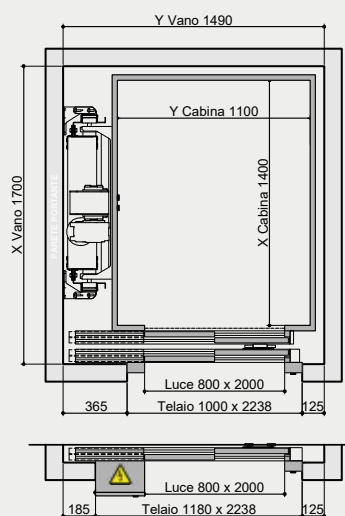
**1100x1400** portata 400 Kg

Accessi

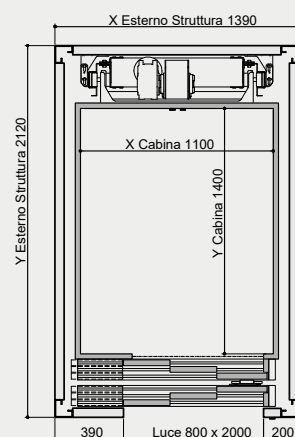
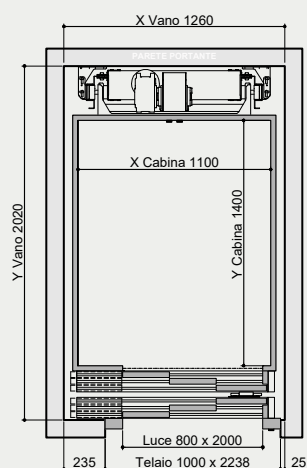
Vano in muratura

Vano in struttura<sup>1</sup>

1L



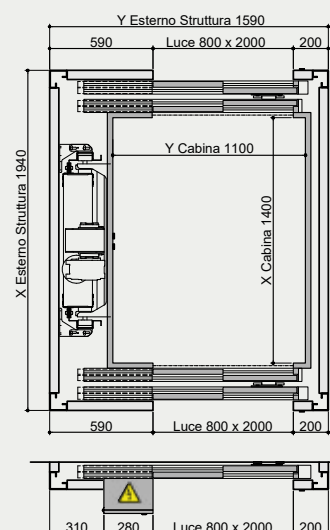
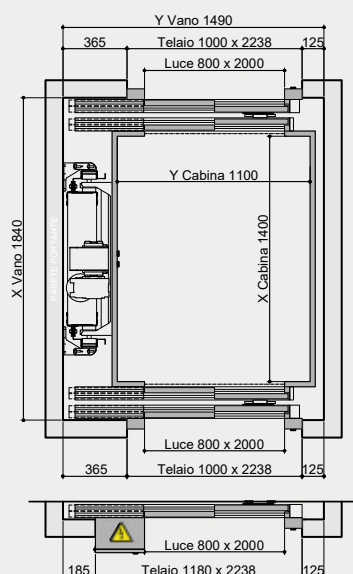
1F



Armadio a muro

Armadio a muro

20



<sup>1</sup> Gli ingombri potrebbero subire variazioni in funzione delle condizioni di ancoraggio e delle caratteristiche della fornitura (passerelle, parapetti, ecc.). Nel caso siano previste diagonali, considerare un ingombro di 20/30 mm in più sul lato dove saranno installate.





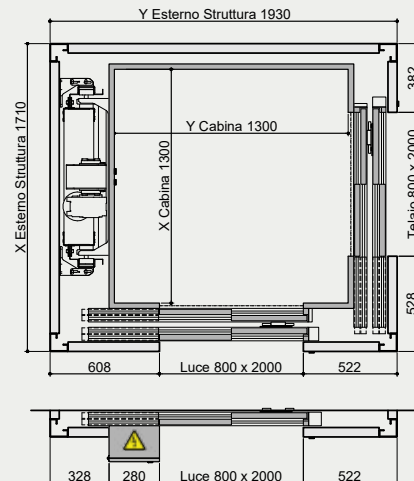
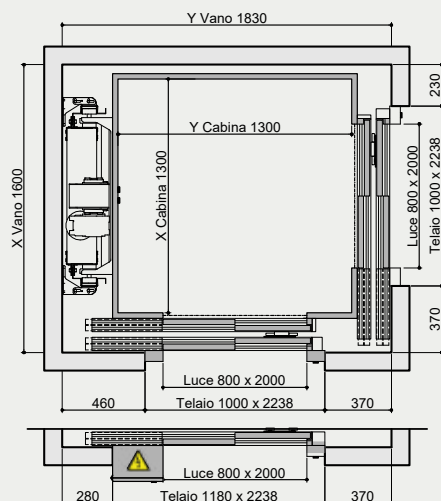
**1300x1300** portata 450 Kg

Accessi

Vano in muratura

Vano in struttura<sup>1</sup>

2A



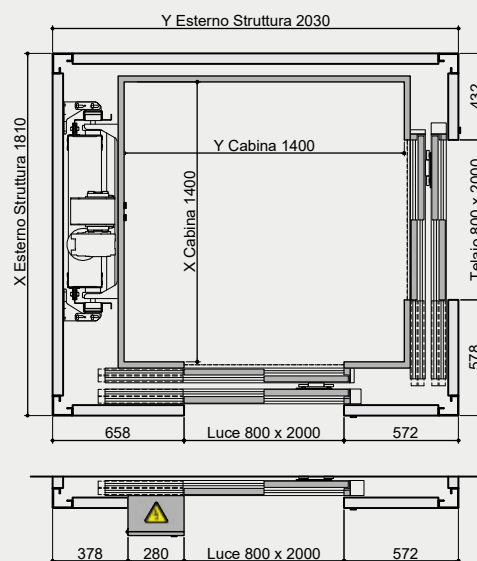
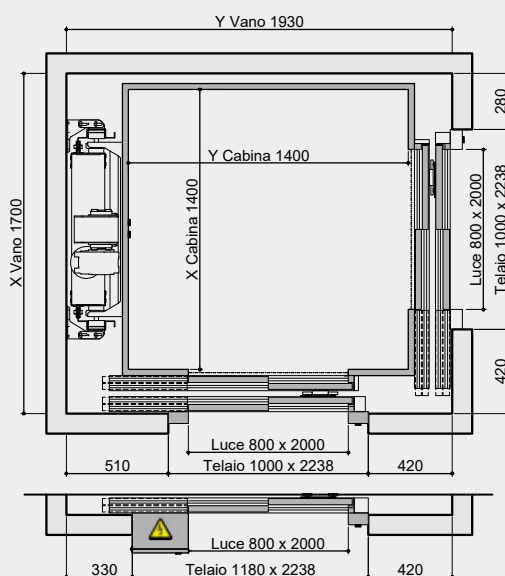
**1400x1400** portata 500 Kg

Accessi

Vano in muratura

Vano in struttura<sup>1</sup>

2A



<sup>1</sup> Gli ingombri potrebbero subire variazioni in funzione delle condizioni di ancoraggio e delle caratteristiche della fornitura (passerelle, parapetti, ecc.). Nel caso siano previste diagonali, considerare un ingombro di 20/30 mm in più sul lato dove saranno installate.

## Senza porte in cabina

## Con soffietto

Accessi

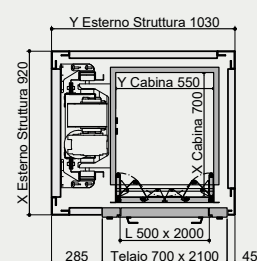
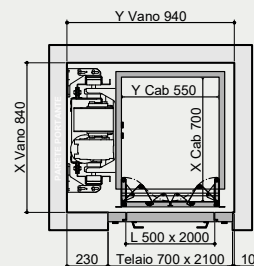
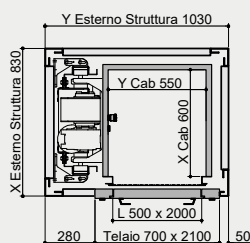
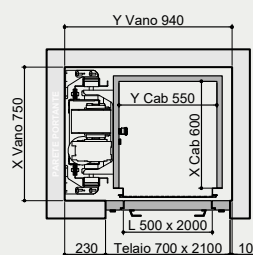
Vano in muratura

Vano in struttura<sup>1</sup>

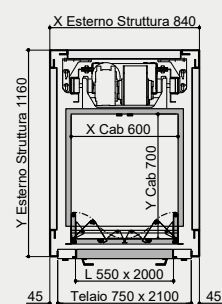
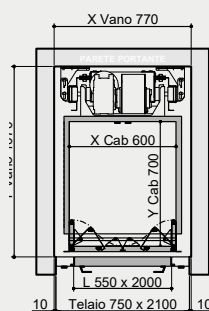
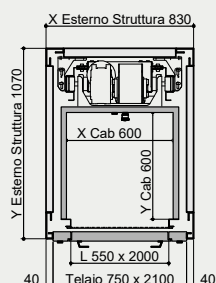
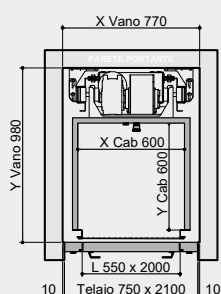
Vano in muratura

Vano in struttura<sup>1</sup>

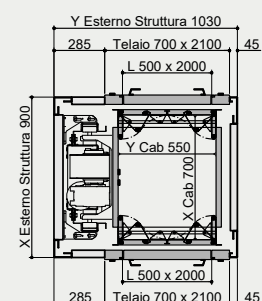
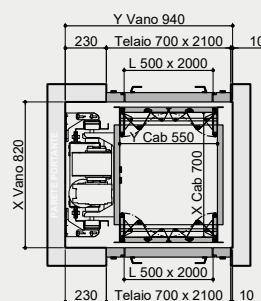
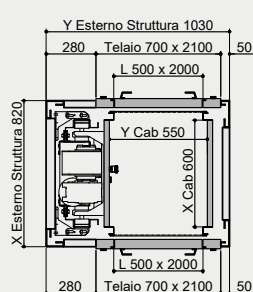
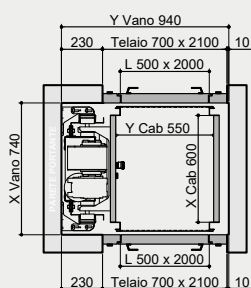
1L



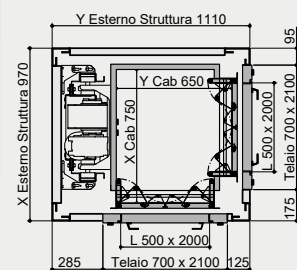
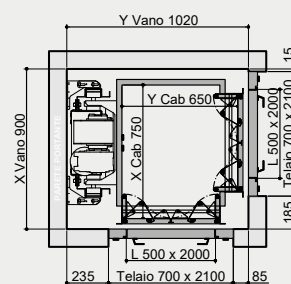
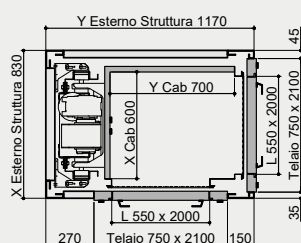
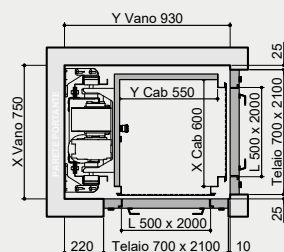
1F



20



2A



<sup>1</sup> Gli ingombri potrebbero subire variazioni in funzione delle condizioni di ancoraggio e delle caratteristiche della fornitura (passerelle, parapetti, ecc.). Nel caso siano previste diagonali, considerare un ingombro di 20/30 mm in più sul lato dove saranno installate.

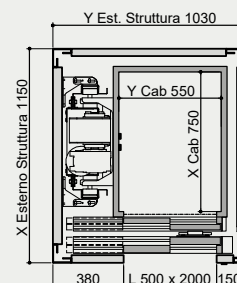
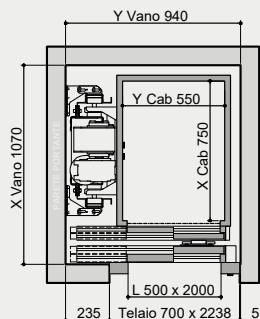
## Con porte automatiche

Accessi

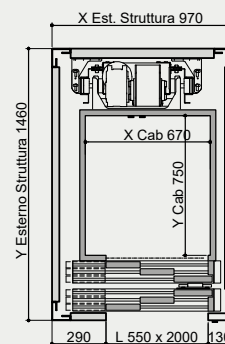
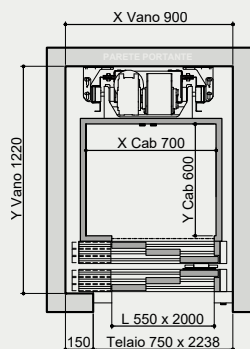
Vano in muratura

Vano in struttura<sup>1</sup>

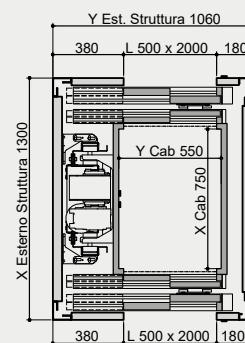
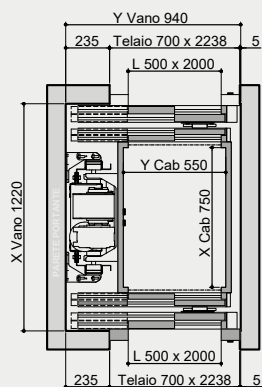
1L



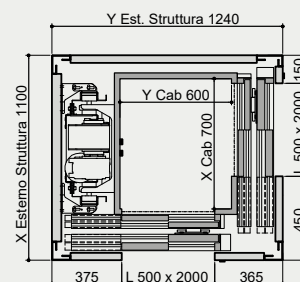
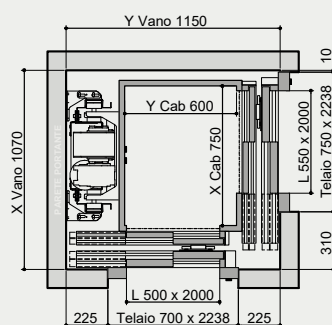
1F



20



2A



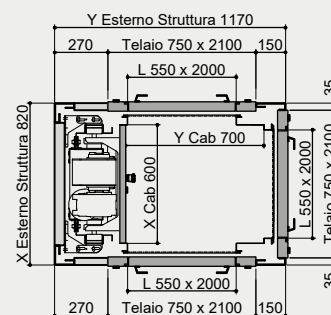
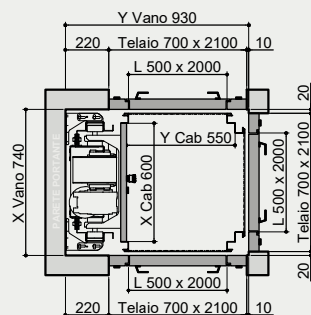
<sup>1</sup> Gli ingombri potrebbero subire variazioni in funzione delle condizioni di ancoraggio e delle caratteristiche della fornitura (passerelle, parapetti, ecc.). Nel caso siano previste diagonali, considerare un ingombro di 20/30 mm in più sul lato dove saranno installate.

## Accessi

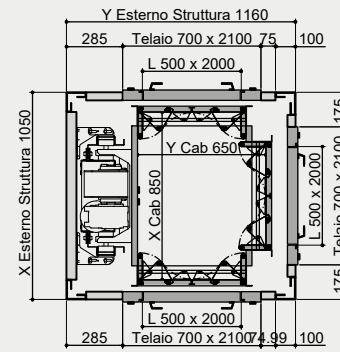
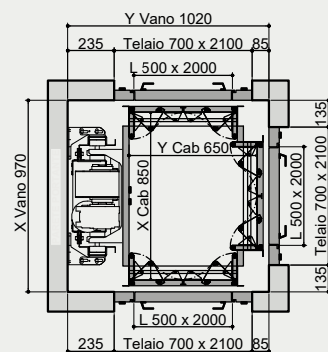
## Vano in muratura

Vano in struttura<sup>1</sup>

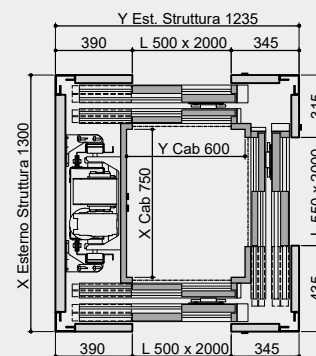
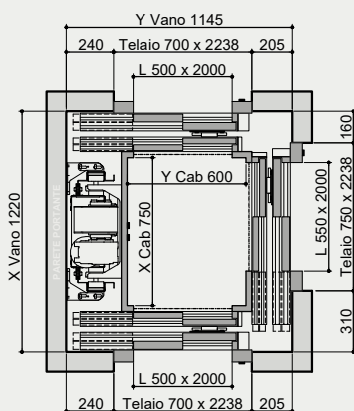
## Senza porte



## Con soffietto



## Porte telescopiche



<sup>1</sup> Gli ingombri potrebbero subire variazioni in funzione delle condizioni di ancoraggio e delle caratteristiche della fornitura (passerelle, parapetti, ecc.). Nel caso siano previste diagonali, considerare un ingombro di 20/30 mm in più sul lato dove saranno installate.